



ACE EQUITY INVESTOR

INVESTING CONFIDENCE

presents

MultiCAP Multibagger

*Multibagger Returns in 10 Years (16*10)*

Portfolio Review Report

Date:

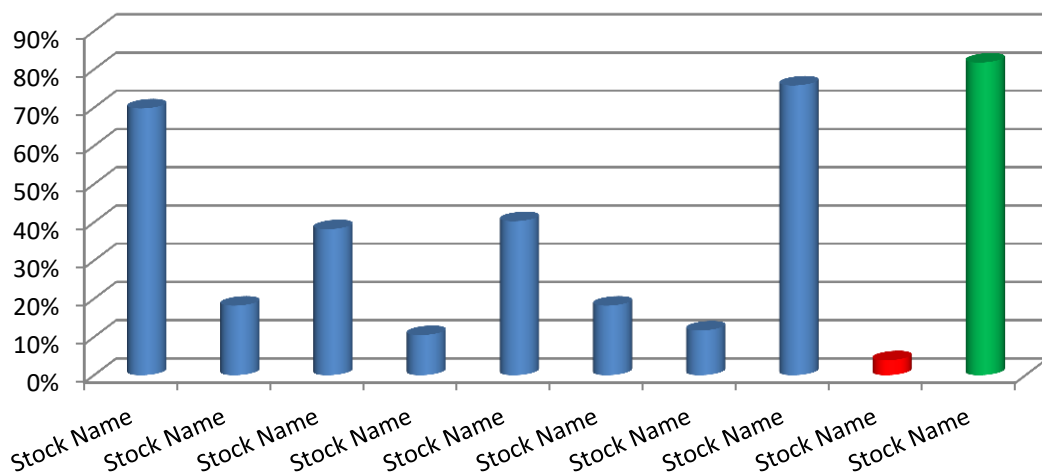
DD-MMM-YYYY

1. Single Page Summary:

Portfolio Highlights: Our MM portfolio has generated an absolute return of 34.4% since Jan 2017 (since inception). Given this performance, we are well on course to create 16x or more returns in 10 years, which is our objective here. There is no addition or replacement of any stock at this moment. We continue with same set of stocks for our portfolio as there is still lot of steam left in our stocks.

Current View on Portfolio: Our risk return analysis recommends us buy view on all 10 stocks. Please have a look at maximum buying price for each stock before buying.

Performance Since 1 Jan '17



BUY

- Stock Name
- Stock Name
- Stock Name
- Stock Name

BUY

- Stock Name
- Stock Name
- Stock Name
- Stock Name

HOLD
No Action

SELL
No Action

PS: Please go through rest of the report for more in-depth analysis. Committed to AI's philosophy, we provide simplistic, concise & unbiased stock advisory services with less financial jargons!



1 Portfolio Performance:

	YTD	Jan '17	Feb '17	Mar '17	Apr '17
MultiCAP Multibagger	34.4%	9.0%	16.6%	26.2%	34.9%
BSE Sensex	13.1%	3.9%	8.0%	11.2%	12.4%

Stock	Market Cap	Record Date	Record Price	Current Market Price	Absolute Returns (%)	Absolute Portfolio Returns
Stock Name	Large Cap	1-Jan-17	124.85	0000	69.8	
Stock Name	Large Cap	1-Jan-17	853.45	0000	18.2	
Stock Name	Mid Cap	1-Jan-17	273.9	0000	38.2	
Stock Name	Mid Cap	1-Jan-17	504.9	0000	10.5	
Stock Name	Mid Cap	1-Jan-17	108.05	0000	40.3	34.4
Stock Name	Mid Cap	1-Jan-17	339.9	0000	18.2	
Stock Name	Small Cap	1-Jan-17	245.4	0000	11.7	
Stock Name	Small Cap	1-Jan-17	213.05	0000	75.8	
Stock Name	Tiny Cap	1-Jan-17	402.75	0000	3.9	
Stock Name	Tiny Cap	1-Jan-17	64	0000	81.8	

2 Portfolio Valuation:

Current, portfolio valuations are attractive at a P/E of 14, which almost 45% cheaper than Sensex (P/E of 24.97). Overall, we are well placed on valuations.

		Investment Style		
		Growth	Blend	Value
Capitalization	Large			
	Medium			
	Small			

Portfolio Ratios

Average Market Capital ₹ 4402 Cr

P/E 14.04

P/BV 2.89

Div Yield 1.83%

Price/CashFlow 19.79

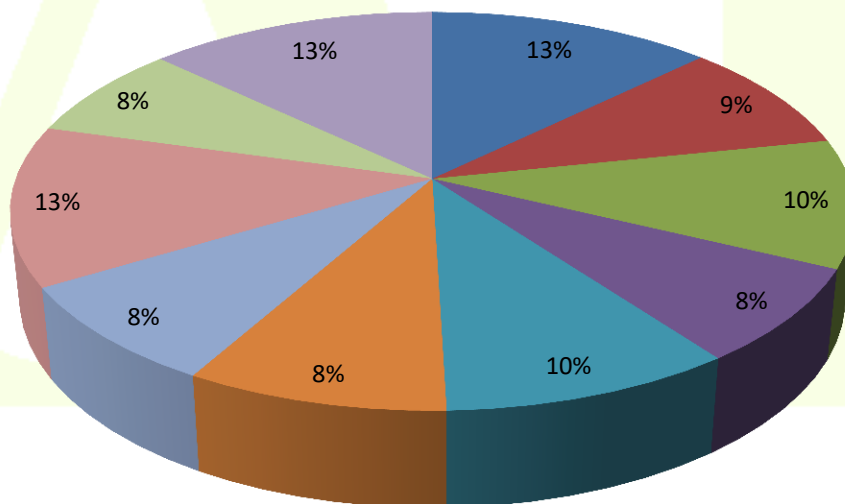


Stock	P/E Ratio	P/B Ratio	Dividend Yield (%)	P/CF Ratio
Stock Name	7.36	1.45	4.03	-3.16
Stock Name	18.06	2.24	1	-4.12
Stock Name	7.04	2.32	1.07	1.38
Stock Name	16.79	3.02	1.36	23.60
Stock Name	20.83	4.97	0.44	22.35
Stock Name	23.86	5.49	0.88	17.43
Stock Name	16.41	3.47	2.25	42.72
Stock Name	11.41	2.78	0.87	41.60
Stock Name	9.65	1.43	7.97	1.62
Stock Name	13.33	2.37	0	6.17

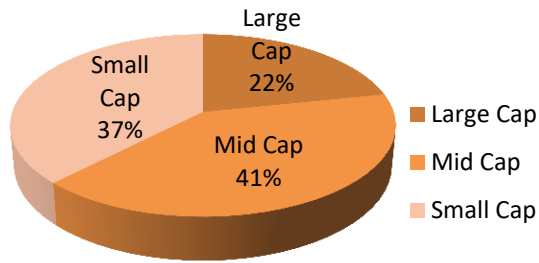
3 Portfolio Distribution:

We started with original stock allocation of 10% to each stock, however due to individual stock performance, the current allocation levels have changed. As of now, it does not warrant any portfolio rebalancing.

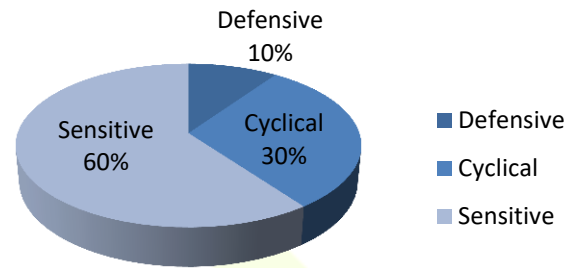
Current Portfolio Stock Allocation



Market Cap



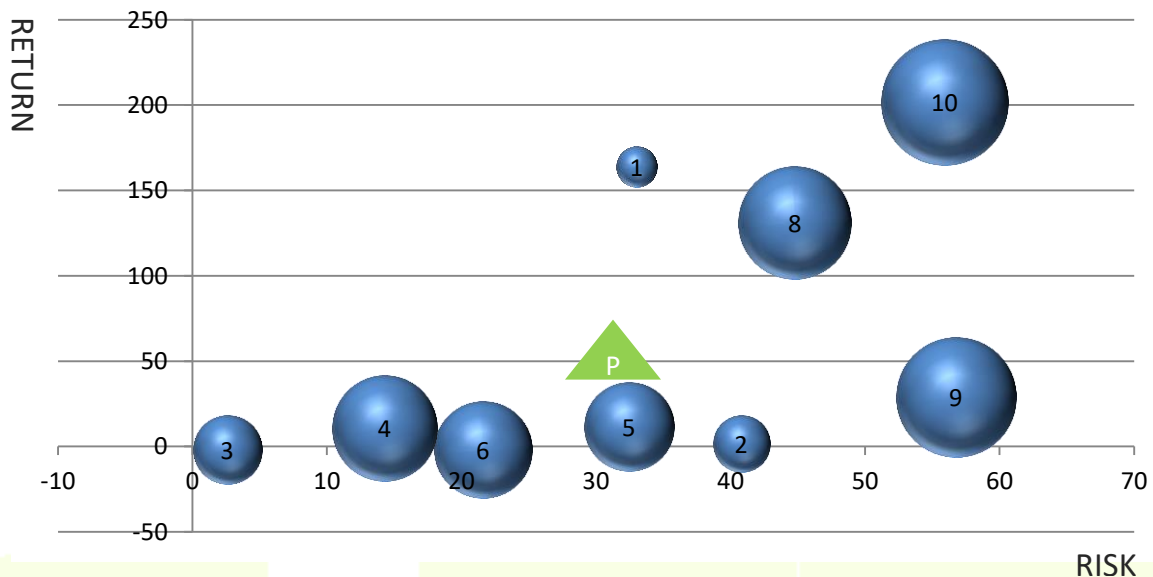
Sector Distribution



4 Portfolio Risk Analysis:

This is our own proprietary risk vs return analysis tool, which is essence of this service. For our portfolio, the risk vs return ratio seems favorable to us. So, we do not recommend any stock changes or replacements at the moment.

Risk vs Return



Legends (P for Portfolio)

- | | |
|--------------|---------------|
| 1 Stock Name | 6 Stock Name |
| 2 Stock Name | 7 Stock Name |
| 3 Stock Name | 8 Stock Name |
| 4 Stock Name | 9 Stock Name |
| 5 Stock Name | 10 Stock Name |

5 Current view on stocks:

We have a buy view on all stocks in our portfolio. Please take a note of the maximum buying price for each stock. You can follow staggered buying approach to utilize any correction in future. For that you can invest 50% of the intended amount now & 50% post any significant market correction.

Stock	Record Price	Current Market Price	Max Buying Price	Current View	3 Years Target	5 Years Target
Stock Name	124.85	0000	0000	Buy	642	881
Stock Name	853.45	0000	0000	Buy	1977	2615
Stock Name	273.9	0000	0000	Buy	944	1092
Stock Name	504.9	0000	0000	Buy	941	1315
Stock Name	108.05	0000	0000	Buy	703	1364
Stock Name	339.9	0000	0000	Buy	950	1463
Stock Name	245.4	0000	0000	Buy	981	1633
Stock Name	213.05	0000	0000	Buy	1100	2173
Stock Name	402.75	0000	0000	Buy	1492	2638
Stock Name	64	0000	0000	Buy	407	633

Disclaimer

- Stock recommendations provided by Aceequityinvestor should not be solely treated as stock buying advice. Customers & readers must do their own analysis before investing.
- Aceequityinvestor do not hold any responsibility for any kind of loss (money or psychological but not limited to only these) to the readers or customer due any articles, recommendation service or blogs posted or emailed by aceequity investor.
- This disclaimer applied to all pages & sections of aceequityinvestor.com website or any material sent via emails by aceequityinvestor
- All contents of aceequityinvestor.com website or research reports over email are protected under copyright. It cannot be reproduced without written consent.